



# WAREHOUSE SAFETY CHECKLIST



Download this Checklist to protect your workers, inventory, and equipment.

| Loading Docks  | Pallet Rack Accessories   | Equipment Guarding   |   |                      |
|--|---|--|---|----------------------|
| <ul style="list-style-type: none"> <li>• Bollards</li> <li>• Building column guards</li> <li>• Dock safety gates</li> <li>• Goal post guardrails</li> <li>• Highway guardrails</li> <li>• Over the dock storage racking</li> <li>• Security cages</li> </ul>   | <ul style="list-style-type: none"> <li>• End row guards</li> <li>• Heavy-duty horizontal struts</li> <li>• Overhead ties &amp; row spacers</li> <li>• Pallet backstops</li> <li>• Pallet rack safety netting</li> <li>• Pallet supports</li> <li>• Rack column guarding</li> <li>• Recessed front column</li> <li>• Wire decking</li> </ul> | <ul style="list-style-type: none"> <li>• Bollards</li> <li>• Conveyor guarding</li> <li>• Fire baffles</li> <li>• Guarding</li> <li>• Lighting</li> <li>• Overhead clearance bars</li> <li>• Security cages</li> </ul> |   |                      |
| <th data-bbox="94 1535 558 1612">Pedestrian Safety Zone</th> <td data-bbox="558 1535 1029 1915">  </td> <td data-bbox="1029 1535 1489 1915"> <th data-bbox="1029 1535 1489 1612">Mezzanine Protection</th> </td> | Pedestrian Safety Zone  |    | <th data-bbox="1029 1535 1489 1612">Mezzanine Protection</th> | Mezzanine Protection |
| <ul style="list-style-type: none"> <li>• Bollards</li> <li>• Highway guardrails</li> <li>• Lighting</li> <li>• Mirrors</li> <li>• Overhead clearance bars</li> <li>• Safety netting</li> <li>• Wash stations</li> </ul>  | <ul style="list-style-type: none"> <li>• Chutes</li> <li>• Fall protection guardrails</li> <li>• Industrial flooring</li> <li>• Ladders</li> <li>• Lighting</li> <li>• Safety gates</li> <li>• Signage</li> </ul>   |  |   |                      |

See our safety product photo gallery and product descriptions to follow.

# WAREHOUSE SAFETY CHECKLIST

## Warehouse Safety Products Gallery



Bollards



Building Column Guards



Chutes



Conveyor Guarding




Dock Safety Gates



End Row Guards



Equipment Guarding



Fall Protection Guardrails



Fire Baffle


# WAREHOUSE SAFETY CHECKLIST



Goal Post Guardrails



Heavy-Duty Horizontal Strut



Highway Guardrails



Industrial Flooring



Ladders



Lighting



Mezzanine Safety Gates



Mirrors




Over Dock Racking


# WAREHOUSE SAFETY CHECKLIST



Overhead Clearance Bars




Overhead Rack Ties



Pallet Backstops



Pallet Rack Safety Netting



Pallet Supports




Rack Column Guarding

# WAREHOUSE SAFETY CHECKLIST



Recessed Front Column



Row Spacers



Security Cages



Signage



Wash Stations



Wire Decking

# WAREHOUSE SAFETY CHECKLIST

## Product Descriptions

**Bollards** - Short, sturdy posts or pillars typically used to control traffic, protect buildings, or delineate pedestrian areas --preventing truck equipment into pedestrian-only spaces.

**Building column guards** - Protective barriers, typically steel or concrete installed around building columns to prevent damage and enhance safety.

**Chutes** - Vertical channels within mezzanine floors for transporting goods or materials between different levels in a building.

**Conveyor guarding** - Barriers or enclosures to protect workers from the moving parts of conveyors, preventing accidents and injury.

**Dock safety gates** - Safety barriers or gates used at warehouse loading docks to prevent accidents, protect personnel, and secure the area during loading and unloading operations.

**End row guards** - Protective barriers installed at the ends of pallet rack rows to prevent forklift strike damage

**Equipment guarding** - Safety barriers installed around warehouse equipment and structures to prevent accidental collisions or access.

**Fall protection guardrails** - Safety barriers on warehouse mezzanines to prevent falls, enhance worker safety, and protect against accidents in elevated storage areas.

**Fire baffles** - Fire-resistant barrier or shield installed within pallet racks to restrict the spread of fire, protecting stored goods and improving warehouse safety.

**Goal post guardrails** - Goal post guarding establishes protective barriers up, down, and all around frequently used zones such as doorways or conveyor openings to avoid duplication.

**Heavy-duty horizontal struts** - Robust supports used to reinforce and stabilize the racking structure and prevent twisting if struck.

**Highway guardrails** - Protective barriers or rails prevent accidental collisions with equipment, protect personnel, and safeguard stored inventory.

**Industrial flooring** - Durable and sturdy flooring designed to withstand heavy machinery, equipment, and industrial activities in warehouses, factories, and manufacturing facilities.

**Ladders** - Provide safe and efficient vertical movement for personnel.

**Lighting** - Bright, uniform illumination, optimizing visibility, ensuring safe operations, and facilitating efficient storage, retrieval, and movement of goods.

# WAREHOUSE SAFETY CHECKLIST

**Mezzanine safety gates** - Barriers that ensure worker safety by preventing falls from elevated platforms while allowing access to the elevated platform.

**Mirrors** - Reflective surfaces strategically placed to enhance visibility, eliminate blind spots, and improve safety by preventing collisions and enhancing security.

**Over the dock storage racking** - Custom-configured pallet racking designed to optimize the space above dock doors. Often used for empty pallets and supplies storage.

**Overhead clearance bars** - Set a maximum height limit to prevent collisions between tall equipment, loads, and overhead structures. Can also limit equipment access to pedestrian workspaces.

**Overhead ties** - Steel ties link rack rows above aisles and open areas to enhance stability and alignment.

**Pallet backstops** - Prevent pallets from being pushed too far into the rack, reducing the risk of pallets falling behind the rack.

**Pallet rack safety netting** - A flexible protective barrier installed on pallet racks to prevent items from falling away from the rack.

**Pallet supports** - Reinforce load distribution and enhance pallet safety and stability. Not used to fully support pallet loads.

**Rack column guarding** - Shields positioned around vertical columns to prevent damage from collisions, preserving structural integrity.

**Recessed front column** - Unique design of the front vertical column angling it back to allow more forklift clearance space preventing accidental strikes.

**Row spacers** - Connect rack rows placed back-to-back. They enhance stability and alignment.

**Security cages** - Enclosed metal structures with wire mesh walls and doors used to safeguard valuable or sensitive items, enhancing storage security and access control.

**Signage** - Visual cues and warnings displayed throughout a facility, guiding safe practices, reducing hazards, and prioritizing employee well-being.

**Wash stations** - Designated areas equipped with sinks, soap, and water for workers to clean hands and equipment, promoting hygiene and safety during operations.

**Wire decking** - Provides full coverage and a stable surface between pallet rack beams. Ideal for small pallets, individual items, and shoring up poor-conditioned pallets.